

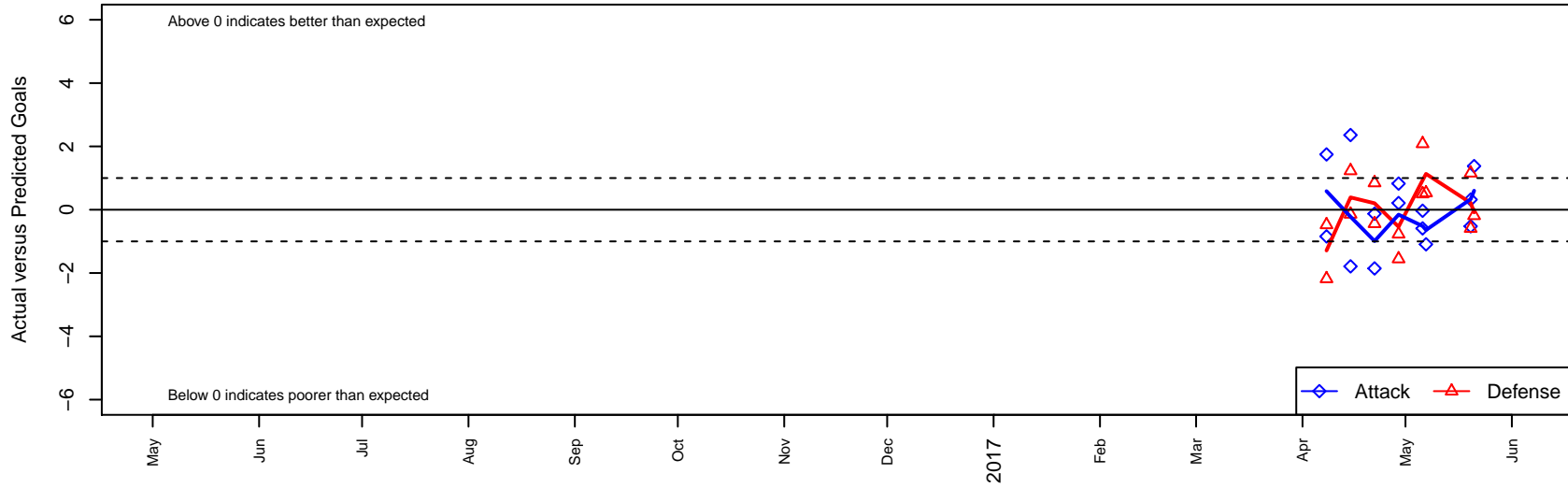
Sun Valley Blue B05

, ID
 B05 total strength=779
 attack=1.03 defense=0.84
 spr league = Spr Idaho D3 U12 South

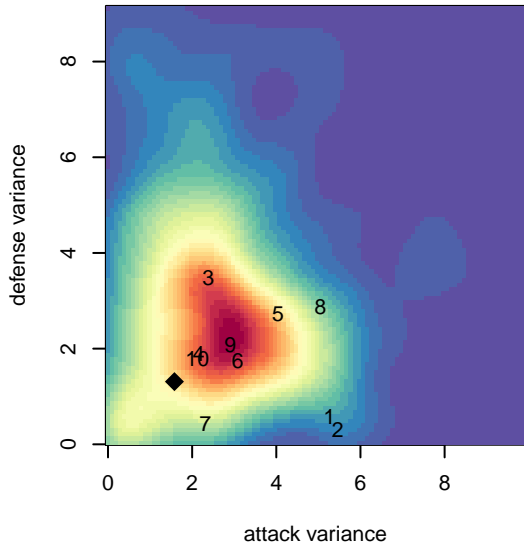
alt names used:
 SUN VALLEY 2005 BOYS-BLUE
 SUN VALLEY 2005 BOYS-BLUE (ID)
 SUN VALLEY 2005 BOYS-BLUE (ID)

Venues played:
 2016 Spr Idaho D3 U12 South
 2016 Canyon Rim Classic U12 B American U12
 2016 ID Directors Cup U12B Silver U12

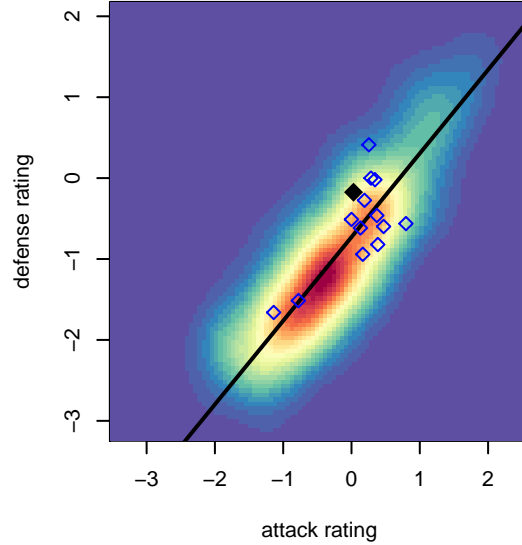
Sun Valley Blue B05
 Dots are actual minus expected GF (blue circles) and GA (red triangles).
 Blue line is smoothed change in attack strength. Red is smoothed change in defense strength.



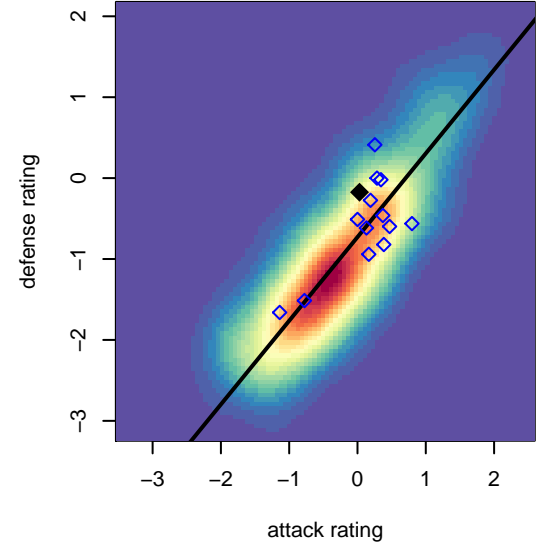
**attack and defense variance (black dot)
relative to other teams
and top 10 in region**



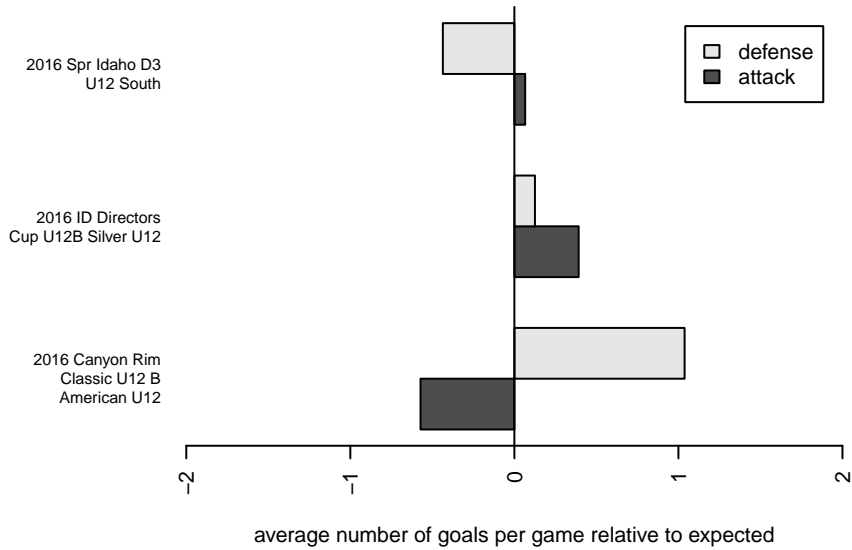
**attack and defense rating
relative to others at age
and all opponents in last 13 months**



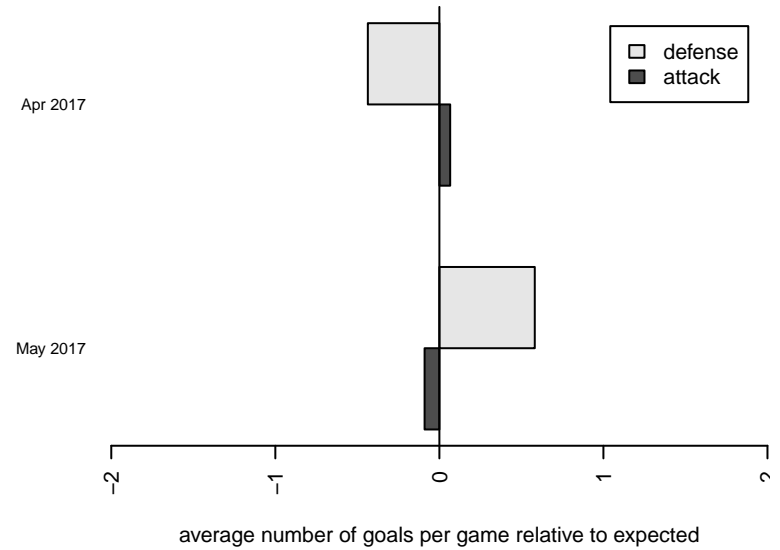
**attack and defense rating
relative to others at age
and all opponents in last 13 months**



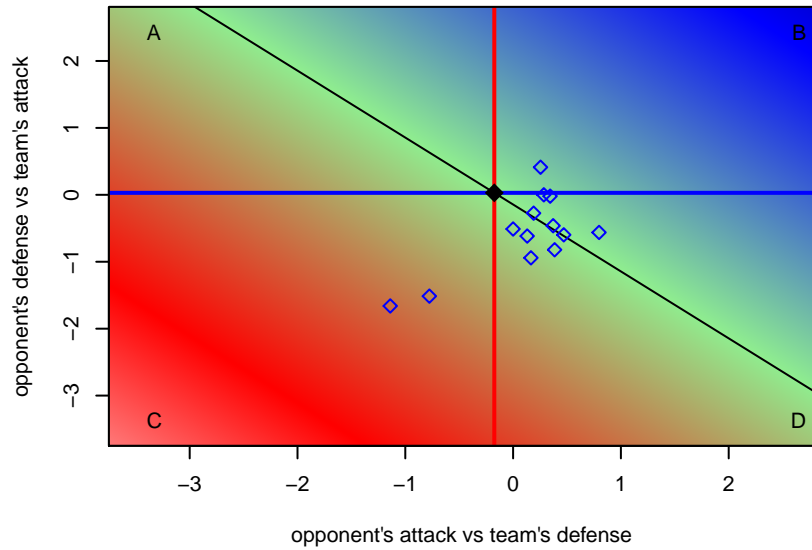
Performance relative to 13 month average



Performance relative to 13 month average



Distribution of opponents
 Red = Lose zone, Blue = Win zone, Green = Even
 Black line separates win/lose zones



lot. A=Neither has attack advantage, B=Opponent has both attack and defense advantage, C=Opponent has both attack and defense disadvantage, D=Both have

date	home		away		venue	pred.home	pred.away
:017-05-21	Sun Valley Blue B05	3	FC Nova Gold TB B05	3	2016 ID Directors Cup U12B Silver U12	1.62	2.81
:017-05-20	Idaho Rush White B05	0	Sun Valley Blue B05	2	2016 ID Directors Cup U12B Silver U12	1.16	1.68
:017-05-20	PVSC United Real B05	2	Sun Valley Blue B05	1	2016 ID Directors Cup U12B Silver U12	1.41	1.52
:017-05-07	BYSL Bluebirdz B05	1	Sun Valley Blue B05	0	2016 Canyon Rim Classic U12 B American U	1.53	1.09
:017-05-06	Boise Nationals Timbers Blue B05	0	Sun Valley Blue B05	1	2016 Canyon Rim Classic U12 B American U	2.08	1.03
:017-05-06	Rock Springs Avengers B05	1	Sun Valley Blue B05	0	2016 Canyon Rim Classic U12 B American U	1.50	0.59
:017-04-29	Sun Valley Blue B05	2	Idaho Rush Black B05	2	2016 Spr Idaho D3 U12 South	1.79	1.23
:017-04-29	Twin Falls Rapids B05	3	Sun Valley Blue B05	4	2016 Spr Idaho D3 U12 South	1.45	3.17
:017-04-22	Sun Valley Blue B05	3	Nampa City FC B05	1	2016 Spr Idaho D3 U12 South	4.85	0.56
:017-04-22	Sun Valley Blue B05	2	Real Middleton Juventus B05	1	2016 Spr Idaho D3 U12 South	2.13	1.85
:017-04-15	Sun Valley Blue B05	4	Boise Nationals Timbers Red B05	2	2016 Spr Idaho D3 U12 South	1.64	1.86
:017-04-15	Sun Valley Blue B05	0	Idaho Rush Black B05	0	2016 Spr Idaho D3 U12 South	1.79	1.23
:017-04-08	Sun Valley Blue B05	1	Idaho Arsenal United B05	4	2016 Spr Idaho D3 U12 South	1.84	1.82
:017-04-08	UC United B05	1	Sun Valley Blue B05	7	2016 Spr Idaho D3 U12 South	0.52	5.25